



### District Report Card: 2017


<b>State:</b> Bihar	<b>District:</b> Araria
<b>Class:</b> 8	<b>Subject:</b> Language
<b>Schools:</b> 51	<b>Students:</b> 1162


### Participation/Coverage


#### Students

<div>GENDER</div> <div></div>	Boys		Girls	
	Number	%	Number	%
	567	48.80	595	51.20

<div>AREA</div> <div></div>	Rural		Urban	
	Number	%	Number	%
	1110	95.52	52	4.48

<div>CATEGORY</div> <div></div>	SC		ST		OBC		GEN	
	Number	%	Number	%	Number	%	Number	%
	167	14.37	8	0.69	865	74.44	122	10.50

<div>CWSN</div> <div></div>	LD	VI	HI	S&LD	ID	Oth
	0	0	1	2	0	14

<div>Management</div> <div></div>	Government		Government-aided	
	Number	%	Number	%
	1162	100.00	0	0.00

### Average Performance of Students in Language (%)

Overall	Gender		Area		Management		Social Group			
	Male	Female	Rural	Urban	Govt.	Aided	SC	ST	OBC	GEN
59.93	61.08	58.83	60.38	50.26	59.93	0.00	59.68	65.83	59.61	62.19

### Performance on Learning Outcomes (LOs)

Learning Outcomes	Description	Average Performance(%)
L813	Read textual/non-textual materials with comprehension and identifies the details, characters, main idea and sequence of ideas and events while reading	59.93

Range of Performance of Students who Answered Correctly							
Below 30%		30% - 50%		50% - 75%		Above 75%	
Number	%	Number	%	Number	%	Number	%
154	13.25	231	19.88	457	39.33	320	27.54

### Lowest Performing Learning Outcomes (LOs)

1 - Read textual/non-textual materials with comprehension and identifies the details, characters, main idea and sequence of ideas and events while reading (59.93)